

# MARKET

## STATS AT A GLANCE

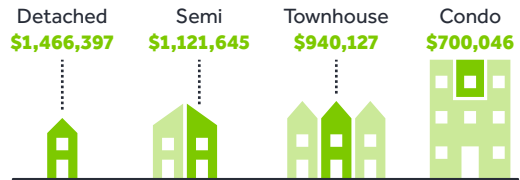


MARCH 2024

### AVERAGE SELLING PRICE

**\$1,121,615**


**1.3% more** than  
Mar. 2023 (**\$1,107,018**)



### HOME SALES

**6,560**

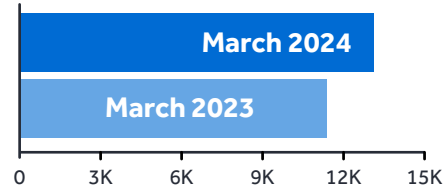
**4.5% less** than  
Mar. 2023 (**6,868**)



### NEW LISTINGS

**13,120**

**15% more** than  
Mar. 2023 (**11,394**)



### SALES-TO-NEW-LISTINGS RATIO

Mar. 2024:  $(6,560 \div 13,120) \times 100 =$

Mar. 2023:  $(6,868 \div 11,394) \times 100 =$

